

PEA-RP Power Inverter Heat Pump

Large Capacity Ceiling
Concealed Ducted System

Our wide range of Power Inverters offer customers high seasonal efficiency, advanced control options and quiet operation, whilst providing greater flexibility and ease of installation.

Key Features

- Static pressure of up to 150Pa



PEA-RP - INDOOR UNITS		PEA-RP200GAQ Three Phase	PEA-RP250GAQ Three Phase	PEA-RP400GAQ Three Phase	PEA-RP500GAQ Three Phase
CAPACITY (kW)	Heating (nominal)	22.4 (9.5-25.0)	27.0 (12.5-31.5)	44.8 (18.0-50.0)	54.0 (25.0-63.0)
	Cooling (nominal)	19.0 (9.0-22.4)	22.0 (11.2-28.0)	38.0 (18.0-44.8)	44.0 (22.4-56.0)
	Heating (UK)	19.05 (8.1-21.25)	22.95 (10.65-26.8)	38.1 (15.3-42.5)	45.9 (21.25-53.55)
	Cooling (UK)	17.5 (8.3-20.6)	20.25 (10.3-25.75)	34.95 (16.55-41.2)	40.5 (20.6-51.5)
SHF (nominal & UK)		0.81	0.86	0.75	0.77
COP / EER (nominal)		3.23 / 2.94	3.02 / 2.65	3.34 / 3.05	2.94 / 2.57
ENERGY LABEL	Heating/Cooling (nominal)	B / C	C / D	B / C	D / E
AIRFLOW (l/s)	Lo-Hi	867-1084	1067-1334	2000	2500
PIPE SIZE mm (in)	Gas	28.58 (1 1/8")	28.58 (1 1/8")	28.58 (1 1/8") x2	28.58 (1 1/8") x2
	Liquid	9.52 (3/8")	12.7 (1/2")	9.52 (3/8") x2	12.7 (1/2") x2
EXTERNAL STATIC PRESSURE (Pa)		150	150	150	150
SOUND PRESSURE LEVEL (dBA) (50Pa) Lo-Hi		48-51	49-52	52	53
DIMENSIONS (mm)	Width x Depth x Height	1400 x 634 x 400	1600 x 634 x 400	1947 x 764 x 595	1947 x 764 x 595
WEIGHT (kg)		70	77	130	133
ELECTRICAL SUPPLY		380-415v, 50Hz	380-415v, 50Hz	380-415v, 50Hz	380-415v, 50Hz
PHASE		Three	Three	Three	Three
POWER INPUT (kW)	Nominal / UK	1.00 / 0.89	1.18 / 1.05	1.55 / 1.38	2.84 / 2.53
STARTING CURRENT (A)		5.6	5.6	8.7	10
RUNNING CURRENT (A) [MAX]		2.0 [2.4]	2.3 [2.8]	3.8 [4.6]	5.4 [6.5]
FUSE RATING (BS88) - HRC (A)		6	6	10	10
MAINS CABLE No. Cores		5	5	5	5
INTERCONNECTING CABLE No. Cores		3	3	3	3

PUHZ-ZRP - OUTDOOR UNITS		PUHZ-ZRP200YKA Three Phase	PUHZ-ZRP250YKA Three Phase	PUHZ-ZRP200YKA x2 Three Phase	PUHZ-ZRP250YKA x2 Three Phase
SOUND PRESSURE LEVEL (dBA) Heating/Cooling		62 / 59	62 / 59	62 / 59	62 / 59
	WEIGHT (kg)	135	135	135	135
DIMENSIONS (mm)	Width x Depth x Height	1050 x 330 + 40 x 1338	1050 x 330 + 40 x 1338	1050 x 330 + 40 x 1338	1050 x 330 + 40 x 1338
ELECTRICAL SUPPLY		380-415v, 50Hz	380-415v, 50Hz	380-415v, 50Hz	380-415v, 50Hz
PHASE		Three	Three	Three	Three
SYSTEM POWER	Heating/Cooling (nominal)	6.94 / 6.46	8.94 / 8.31	13.43 / 12.47	18.36 / 17.10
INPUT (kW)	Heating/Cooling (UK)	5.55 / 5.71	7.15 / 7.14	10.74 / 10.72	14.68 / 14.70
STARTING CURRENT (A)		5	5	5	5
RUNNING CURRENT (A) Heating/Cooling [MAX]		8.63 / 8.94 [19]	11.01 / 11.23 [21]	8.63 / 8.94 [19]	11.01 / 11.23 [21]
FUSE RATING (BS88) - HRC (A)		20	25	20	25
MAINS CABLE No. Cores		5	5	5	5
MAX PIPE LENGTH (m)		100	100	100	100
MAX HEIGHT DIFFERENCE (m)		30	30	30	30
CHARGE R410A (kg) - 30m		7.1	7.7	7.1	7.7



③ Three Phase Note: Indoor price includes separate PAR-31MAA wired remote controller.

Accessories

Outdoor Units

PAC-SH96SG

Air outlet guide for PUHZ-ZRP200-250YKA

System Control Units

PAC-SA89TA

Remote on/off adaptor

PAC-SA88HA

Run/fault adapter

PAC-SE41TS

Remote sensor

PAC-YT52CRA

Simplified wired remote controller

PAR-31MAA

Wired remote controller

IO INTERFACE

Input / output interface

MELCOBEMS MINI

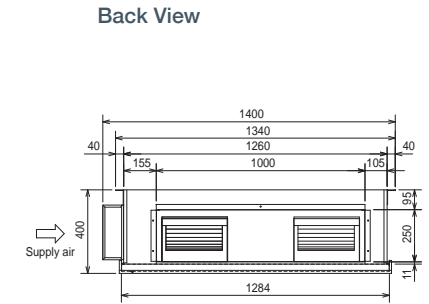
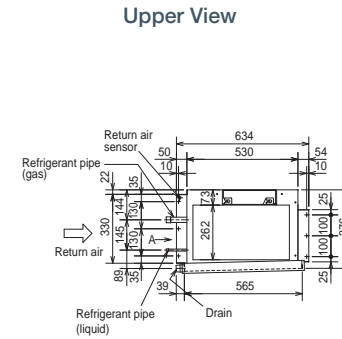
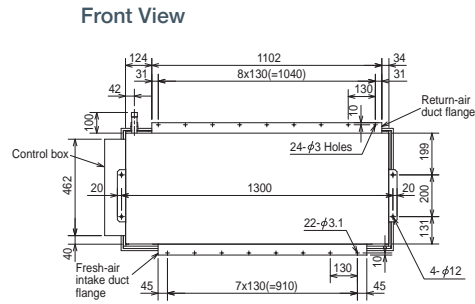
Modbus / BACnet Interface

PAC-SF83MA

A/M-NET adaptor

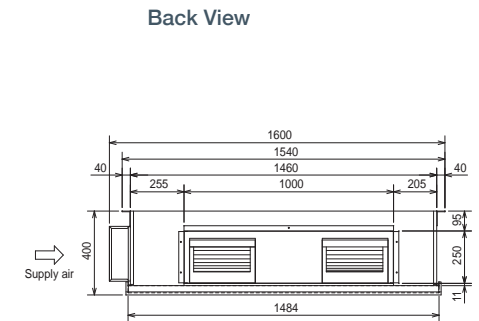
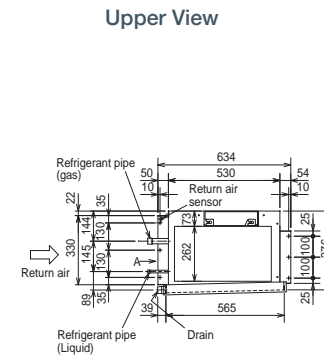
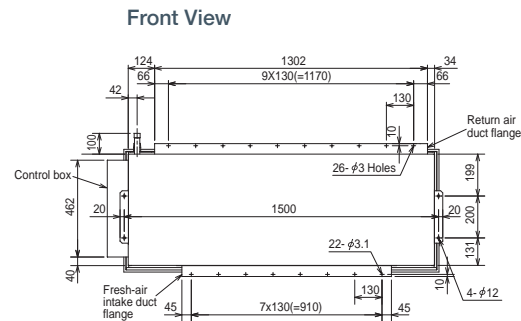
Product Dimensions

PEA-RP200GAQ



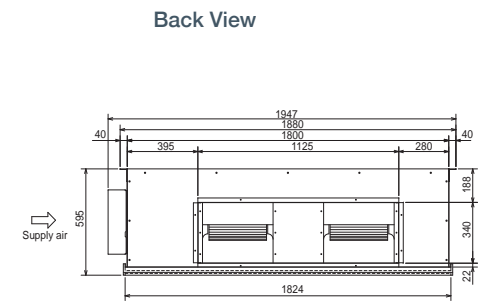
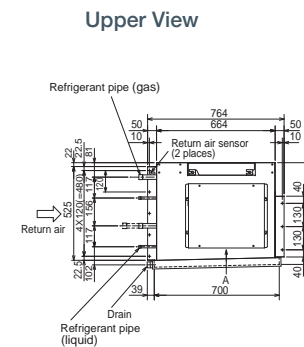
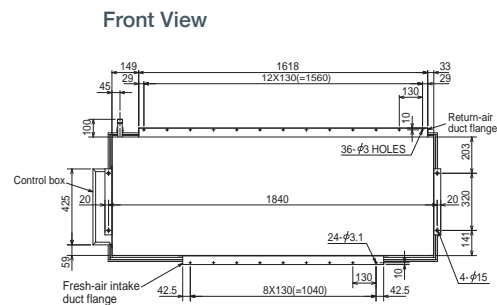
Product Dimensions

PEA-RP250GAQ



Product Dimensions

PEA-RP400/500GAQ



Note: Additional accessories are available, please see the Optional Extras page at the end of this section for the full range.